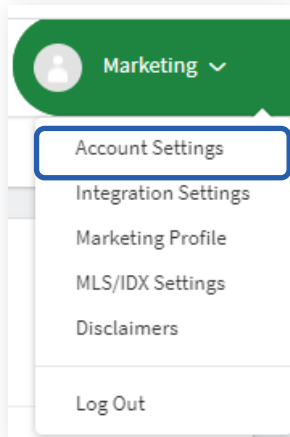



Getting Started



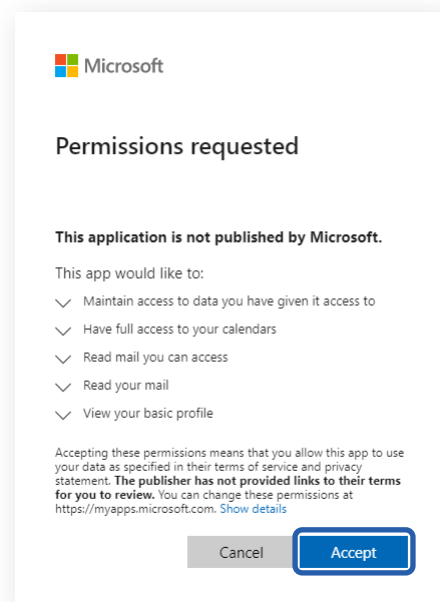
1. Login to Total Expert Now.
2. Access **Integration Settings** from the **Account Name** dropdown in the upper right corner of the screen.

Integrating with Office365

1. Select **Connect** under the Office365 header.
2. Enter your user credentials utilized for your Office365 account.



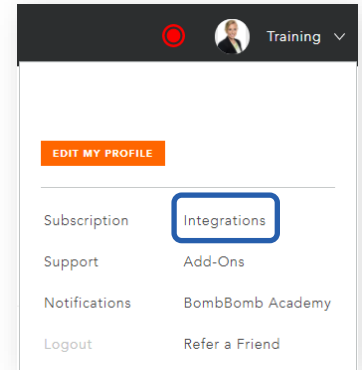
3. **Accept** the permissions request.



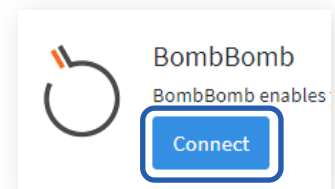
Integrating with BombBomb

Note: You must have an existing BombBomb account. To subscribe go to www.bombbomb.com

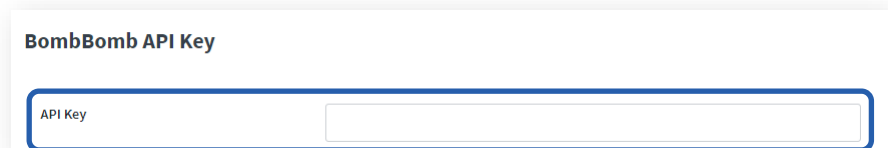
1. In another browser tab, log into your BombBomb account on www.bombbomb.com.
2. Hover over your name at the top right the screen and select **Integrations**.



3. Copy your **API Key**.
4. Navigate back to Total Expert Now.
5. Select **Connect** under the BombBomb header.



6. Paste your **API Key**.

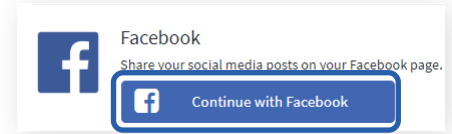


7. Select **Save API Key** in the upper left corner of the screen.

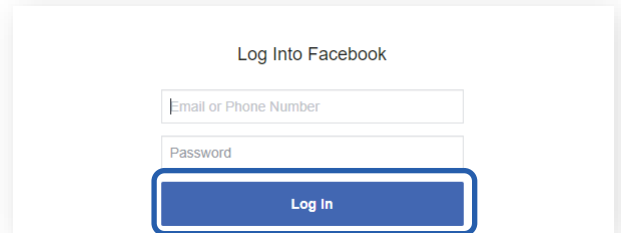


Integrating with Facebook

1. Select **Continue with Facebook** under the Facebook header.

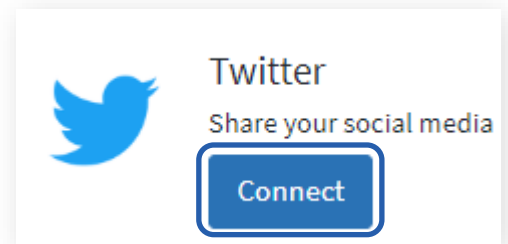


2. Enter your user credentials utilized for your Facebook account.
3. Select **Login**.

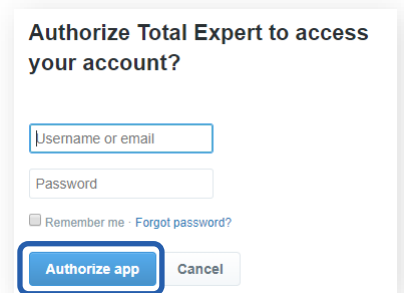


Integrating with Twitter

1. Select **Connect** under the Twitter header.
2. Enter your user credentials utilized for your Twitter account.

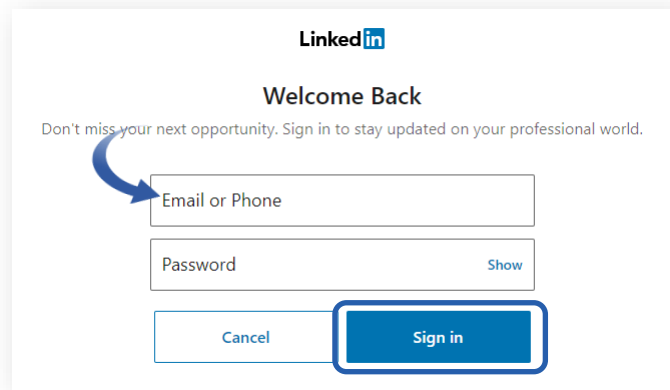



3. Select **Authorize app**.



Integrating with LinkedIn

1. Select **Connect** under the LinkedIn header.
2. Enter your user credentials utilized for your LinkedIn account.
3. Select **Sign In**.



4. **Allow** the permissions request.

Note: LinkedIn requires you to re-authenticate the integration every 60 days. Follow steps 1-4 to re-authenticate.

